

CUCINA ELETTRICA PER BORDO  
CON QUADRO COMANDI SEPARATO

MARINE ELECTRIC RANGE WITH  
REMOTE SWITCH BOARD

RES 3 SERIES  
WITH OVEN




- **PROGETTAZIONE PER ESCLUSIVO IMPIEGO NAVALE**
- COSTRUZIONE ESTREMAMENTE ROBUSTA
- FACILITA' DI MANUTENZIONE
- FACILMENTE PULIBILE
- SMONTABILE PER INSERIMENTO A BORDO
- TOP, RIVESTIMENTO, FORNO, PIEDI IN ACCIAIO INOX AISI 304
- FORNO, TERMOSTATO PER CONTROLLO TEMPERATURA, RISCALDAMENTO CAMERA A MEZZO RESISTENZE CORAZZATE POSTE SUL CIELO E SOTTO LA SUOLA COMANDATE DA TERMOSTATO CON REGOLAZIONE INDIPENDENTE TRAMITE INTERRUTTORI CORREDATI DI SPIE
- QUADRO COMANDI SEPARATO
- PORTINA ISOLATA TERMICAMENTE
- CAVI SPECIALI PER FORNI E PIASTRE PER ALTA TEMPERATURA
- PIANO SPESSORE 2mm INTERAMENTE SALDATO IN ACCIAIO INOX AISI 304
- PIASTRE CON RESISTENZE ESTRAIBILI
- FORNO ESTRAIBILE kW 4,8
- ALIMENTAZIONE: VOLTS 115/3/60 - 230/3/50-60 - 400/3/50 - 415/3/50-60 - 440/3/60 - 480/3/60  
ALTRI VOLTAGGI A RICHIESTA
- FORNO CON GRIGLIA GASTRO-NORM 2/1 INCLUSA
- PER ULTERIORI INFORMAZIONI VEDERE RETRO
- **EXCLUSIVELY PROJECTED FOR MARINE USE**
- EXTREMELY STRONG CONSTRUCTION
- QUICK AND EASY MAINTENANCE
- EASY CLEANING
- DEMOUNTABLE FOR INSTALLATION ON BOARD
- AISI304 S.S. TOP, OVEN, EXTERNAL COVERING, FEET
- OVEN, THERMOSTAT TEMPERATURE CONTROL, HEATING COOKING CHAMBER BY ARMoured HEATING ELEMENTS FIXED ON THE SKY AND UNDER OVEN BASE OPERATED BY THERMOSTAT WITH INDIPENDENT REGULATION THROUGH SWITCHES EQUIPPED WITH PILOT LAMP
- REMOTE SWITCH BOARD
- INSULATED DOOR
- PLATES AND OVEN SPECIAL CABLES HIGH TEMPERATURE
- AISI 304 STAINLESS STEEL 2 mm THICKNESS TOP ENTIRELY WELDED
- PLATE HEATING ELEMENT REMOVABLE
- PULL OUT OVEN kW 4,8
- RATED VOLTAGES: VOLTS 115/3/60 - 230/3/50-60 - 400/3/50 - 415/3/50-60 - 440/3/60 - 480/3/60  
OTHER VOLTAGES ON REQUEST
- OVEN WITH GASTRO-NORM GRID 2/1 INCLUDED
- FOR MORE INFORMATION SEE OVERLEAF

**baratta**

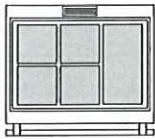
IT-GB	09	11
01-112020-00		

MARINE FOOD SERVICE EQUIPMENT

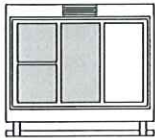
# COMBINAZIONI TOP DISPONIBILI – TOP COMBINATIONS AVAILABLE



**RES-31**  
 3 PIASTRE – 3 HOT PLATES 300x610 mm  
 1 FORNO – 1 OVEN 540x700x300 h mm  
 POTENZA TOTALE – TOTAL POWER Kw 19,2

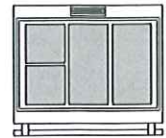


**RES43-31**  
 4 PIASTRE – 4 HOT PLATES 300x300 mm  
 1 PIASTRA – 1 HOT PLATE 300x610 mm  
 1 FORNO – 1 OVEN 540x700x300 h mm  
 POTENZA TOTALE – TOTAL POWER Kw 19,2

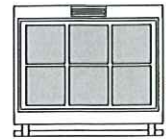


**RES23-31L**  
 2 PIASTRE – 2 HOT PLATES 300x300 mm  
 1 PIASTRA – 1 HOT PLATE 300x610 mm  
 1 BISTECCHIERA LISCIA – 1 SMOOTH GRIDDLE 300x610 mm  
 1 FORNO – 1 OVEN 540x700x300 h mm  
 POTENZA TOTALE – TOTAL POWER Kw 19,2

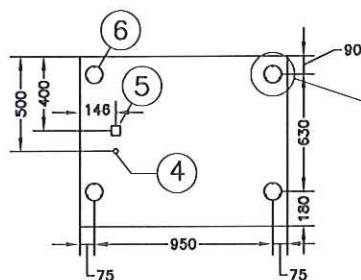
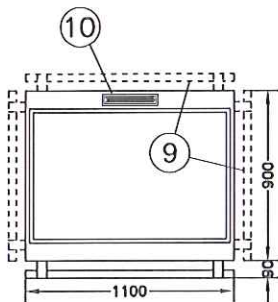
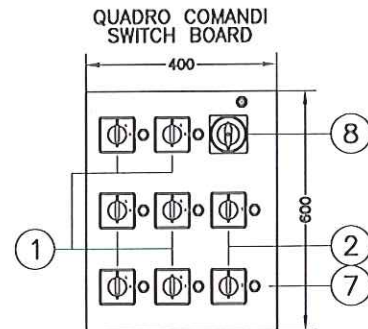
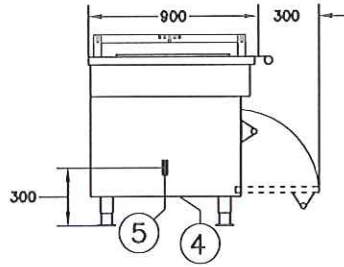
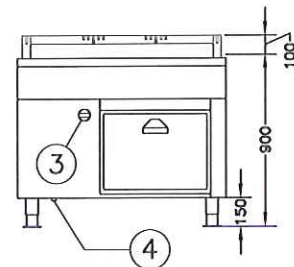
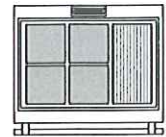
**RES23-31**  
 2 PIASTRE – 2 HOT PLATES 300x300 mm  
 2 PIASTRE – 2 HOT PLATES 300x610 mm  
 1 FORNO – 1 OVEN 540x700x300 h mm  
 POTENZA TOTALE – TOTAL POWER Kw 19,2



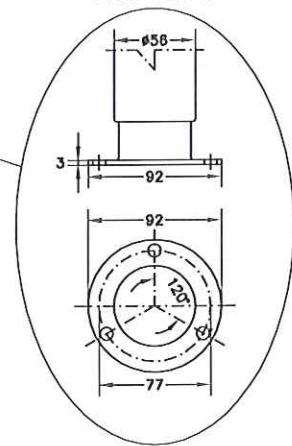
**RES63-31**  
 6 PIASTRE – 6 HOT PLATES 300x300 mm  
 1 FORNO – 1 OVEN 540x700x300 h mm  
 POTENZA TOTALE – TOTAL POWER Kw 19,2



**RES43-31I**  
 4 PIASTRE – 4 HOT PLATES 300x300 mm  
 1 BISTECCHIERA RIGATA – 1 GROOVED GRIDDLE 300x610 mm  
 1 FORNO – 1 OVEN 540x700x300 h mm  
 POTENZA TOTALE – TOTAL POWER Kw 19,2



**PARTICOLARE PIEDE FOOT DETAIL**



- 1 COMMUTATORI PIASTRE\* PLATES DELTA-STAR SWITCHES\*
- 2 INTERRUOTTORE FORNO OVEN SWITCHES
- 3 TERMOSTATO FORNO OVEN THERMOSTAT
- 4 PASSA CAVO CORD CONNECTORS
- 5 MORSETTIERA ARRIVO LINEA POWER LINE JUNCTION BLOCK

- 6 POSIZIONE FISSAGGIO PIEDE FOOT FIXING POSITION
- 7 LAMPADA SPIA PILOT LAMP
- 8 INTERRUOTTORE BLOCCO PORTA DOOR LOCKING SWITCH
- 9 CORRIMANO PERIMETRALE (A RICHIESTA CON EXTRA COSTO) PERIMETRAL HAND-RAIL (ON REQUEST WITH EXTRA COST)
- 10 GRIGLIA DI AREAZIONE VENTILATION GRID

\*LA QUANTITA' DEI COMMUTATORI VARIA SECONDO I MODELLI  
 \*QUANTITY OF DELTA-STAR SWITCHES WILL BE ACCORDING TO THE MODEL

– ALTRE COMBINAZIONI TOP A RICHIESTA  
 – OTHER TOP COMBINATIONS ON REQUEST

## PIASTRE DISPONIBILI PER TOP – AVAILABLE PLATES FOR RANGE TOP

- PIASTRA – HOT PLATE mm 300X300 kW 2,4
- PIASTRA – HOT PLATE mm 300X610 kW 4,8
- PIASTRA – HOT PLATE mm 600X610 kW 4,8x2

- BISTECCHIERA LISCIA – SMOOTH GRIDDLE mm 300X610 kW 4,8
- BISTECCHIERA RIGATA – GROOVED GRIDDLE mm 300X610 kW 4,8
- BISTECCHIERA LISCIA – SMOOTH GRIDDLE mm 600X610 kW 4,8x2

- BISTECCHIERA RIGATA – GROOVED GRIDDLE mm 600X610 kW 4,8x2
- BISTECCHIERA LISCIA/RIGATA SMOOTH/GROOVED GRIDDLE mm 600X610 kW 4,8x2

**BARATTA S.R.L.**  
 Via del Brentino  
 55054 Massarosa - LU - ITALIA  
 Telefono +39 0584 941766 - 31349 | Telefax +39 0584 962577  
 E-mail: info@baratta-kitchens.com  
 www.baratta-kitchens.com

Le caratteristiche riportate su questa tavola sono date senza impegno.  
 Il costruttore si riserva il diritto di modificarle senza preavviso.

The manufactures in line with its policy to continually improve its products  
 reserves the right to change materials or specifications without notice.