

CUCINA ELETTRICA  
PER BORDO

MARINE ELECTRIC RANGE

RSQW4 SERIES WITH WOK 6,0 kW  
WITHOUT OVEN



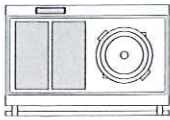
- PROGETTAZIONE PER ESCLUSIVO IMPIEGO NAVALE
- COSTRUZIONE ESTREMAMENTE ROBUSTA
- FACILITA' DI MANUTENZIONE
- FACILMENTE PULIBILE
- SMONTABILE PER INSERIMENTO A BORDO
- TOP, RIVESTIMENTO, PIEDI IN ACCIAIO INOX AISI 304
- DESIGN ESTREMAMENTE COMPATTO
- CAVI PER ALTA TEMPERATURA
- PIANO SPESSORE 2 mm INTERAMENTE SALDATO IN ACCIAIO INOX AISI 304
- PIASTRE CON RESISTENZE ESTRAIBILI
- ALIMENTAZIONE V. 115/3/60 - 230/3/50-60 - 400/3/50 - 415/3/50-60 - 440/3/60 - 480/3/60
- WOK CON RESISTENZA A SPIRALE 9,0 kW
- PER ULTERIORI INFORMAZIONI VEDI RETRO
- EXCLUSIVELY PROJECTED FOR MARINE USE
- EXTREMELY STRONG CONSTRUCTION
- QUICK AND EASY MAINTENANCE
- EASY CLEANING
- DEMOUNTABLE FOR INSTALLATION ON BOARD
- AISI 304 S.S. TOP, EXTERNAL COVERING, FEET
- EXTREMELY COMPACT DESIGN
- HIGH TEMPERATURE CABLE
- AISI 304 STAINLESS STEEL 2 mm THICKNESS TOP ENTIRELY WELDED
- PLATE HEATING ELEMENT REMOVABLE
- RATED VOLTAGE VOLT 115/3/60 - 230/3/50-60 - 400/3/50 - 415/3/50-60 - 440/3/60 - 480/3/60
- WOK WITH SPIRAL HEATING ELEMENT 9,0 kW
- FOR MORE INFORMATION SEE OVERLEAF

baratta

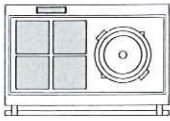
MARINE FOOD SERVICE EQUIPMENT

IT - GB	02	15
01-160040-00		

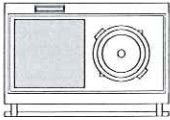
# COMBINAZIONI DISPONIBILI – TOP COMBINATIONS AVAILABLE



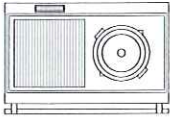
**RSQW-40**  
 2 PIASTRE – HOT PLATES 300x610 mm  
 1 WOK 6,0 KW  
 POTENZA TOTALE – TOTAL POWER Kw 15,6



**RSQ43W-40**  
 4 PIASTRE – HOT PLATES 300x300 mm  
 1 WOK 6,0 KW  
 POTENZA TOTALE – TOTAL POWER Kw 15,6

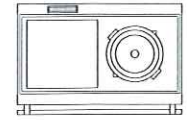


**RSQ6W-40**  
 1 PIASTRA – HOT PLATE 600x610 mm  
 1 WOK 6,0 KW  
 POTENZA TOTALE – TOTAL POWER Kw 15,6

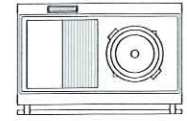


**RSQ6RW-40**  
 1 BISTECCHIERA RIGATA 600x610 MM  
 GROOVED GRIDDLE 600x610 MM  
 1 WOK 6,0 KW

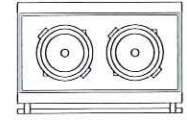
**RSQ6LW-40**  
 1 BISTECCHIERA LISCIA 600x610 mm  
 SMOOTH GRIDDLE 600x610 mm  
 1 WOK 6,0 KW  
 POTENZA TOTALE – TOTAL POWER Kw 15,6



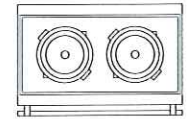
**RSQ6RLW-40**  
 1 BISTECCHIERA LISCIA/RIGATA 600x610 mm  
 SMOOTH/GROOVED GRIDDLE 600x610 mm  
 1 WOK 6,0 KW  
 POTENZA TOTALE – TOTAL POWER Kw 15,6



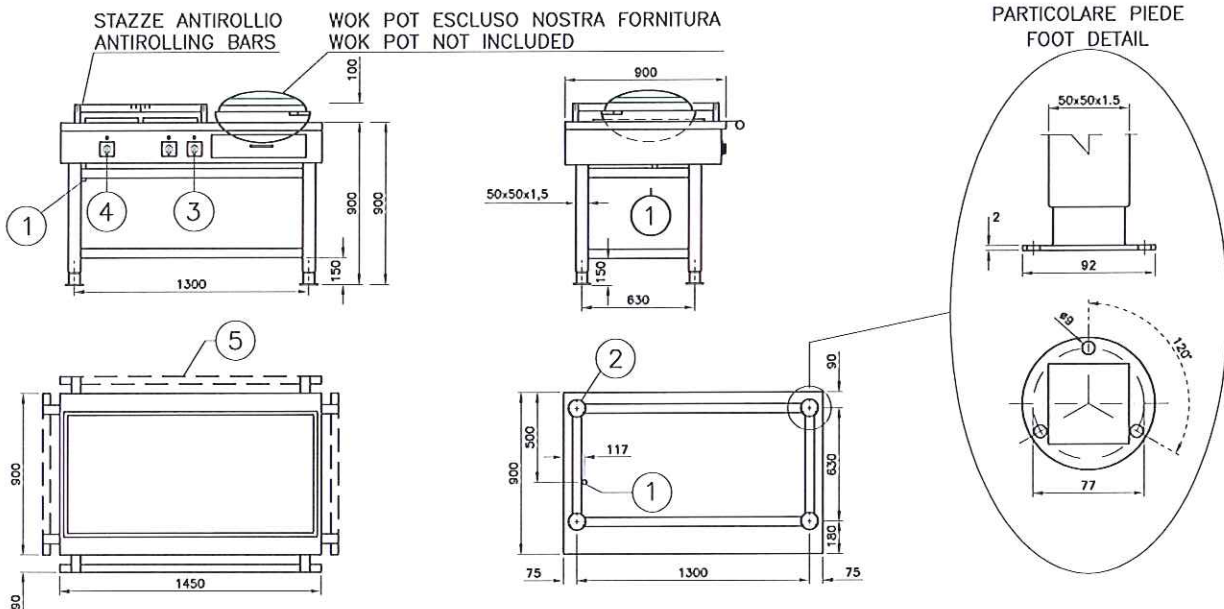
**RSQW2-40**  
 2 WOK 6,0 KW  
 POTENZA TOTALE – TOTAL POWER Kw 12,0



**RSQW69-40**  
 1 WOK 6,0 KW (SX – LEFT)  
 1 WOK 9,0 KW (DX – RIGHT)  
 POTENZA TOTALE – TOTAL POWER Kw 15,0



POTENZA TOTALE – TOTAL POWER Kw 15,6



- 1 PASSAGGIO STAGNO PER CAVO ELETTRICO CORD CONNECTOR
- 2 POSIZIONE PER FISSAGGIO PIEDI FEET FIXING POSITION
- 3 COMMUTATORE PER WOK WOK DELTA-STAR SWITCH

- 4 COMMUTATORI PIASTRE\* PLATES DELTA-STAR SWITCHES\*
- 5 CORRIMANO PERIMETRALE (A RICHIESTA CON EXTRA COSTO) PERIMETRAL HAND RAIL (ON REQUEST WITH EXTRA COST)

– ALTRE COMBINAZIONI TOP A RICHIESTA OTHER TOP COMBINATIONS ON REQUEST

\* LA QUANTITA' DEI COMMUTATORI VARIA SECONDO I MODELLI \* QUANTITY OF DELTA-STAR WILL BE ACCORDING TO THE MODEL

## PIASTRE DISPONIBILI PER TOP – AVAILABLE PLATES FOR RANGE TOP

PIASTRA – HOT PLATE mm 300X300 kW 2,4	BISTECCHIERA LISCIA – SMOOTH GRIDDLE mm 300X610 kW 4,8	BISTECCHIERA RIGATA – GROOVED GRIDDLE mm 600X610 kW 4,8x2
PIASTRA – HOT PLATE mm 300X610 kW 4,8	BISTECCHIERA RIGATA – GROOVED GRIDDLE mm 300X610 kW 4,8	BISTECCHIERA LISCIA/RIGATA SMOOTH/GROOVED GRIDDLE mm 600X610 kW 4,8x2
PIASTRA – HOT PLATE mm 600X610 kW 4,8x2	BISTECCHIERA LISCIA – SMOOTH GRIDDLE mm 600X610 kW 4,8x2	

**BARATTA S.R.L.**  
 Via del Brentino  
 55054 Massarosa - LU - ITALIA  
 Telefono +39 0584 941766 - 31349 | Telefax +39 0584 962577  
 E-mail: info@baratta-kitchens.com  
 www.baratta-kitchens.com

Le caratteristiche riportate su questa tavola sono date senza impegno. Il costruttore si riserva il diritto di modificarle senza preavviso.

The manufactures in line with its policy to continually improve its products reserves the right to change materials or specifications without notice.